

RESULTS OF THE EXHIBITION-FAIR
«RIC ON KO'RME»

November 11, 2017 year
(Based on the results of the survey of
entrepreneurs)





PARTICIPANTS OF THE FAIR

45



REALIZED PRODUCTS

4,8 mln. tenge

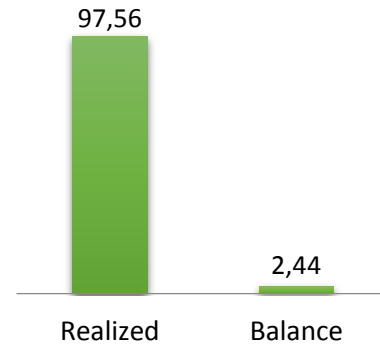


THE RESULTS OF PRODUCT SALES BY TYPE AND QUANTITY



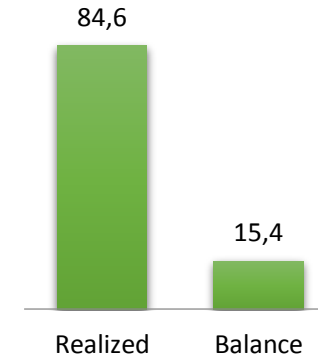
MEAT PRODUCTS

Total imported – 1 640 kg
Realized – 1 600 kg



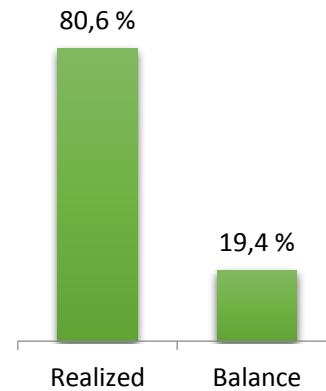
SAUSAGES

Total imported – 1 430 kg
Realized – 1 210 kg



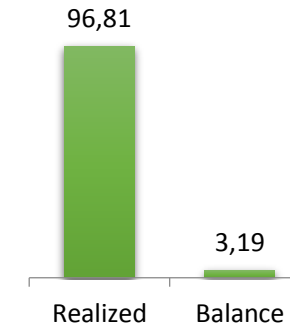
DAIRY PRODUCTS

Total imported – 712 l
Realized – 547 l



FRUITS AND VEGETABLES

Total imported – 4 703 kg
Realized – 4 553 kg

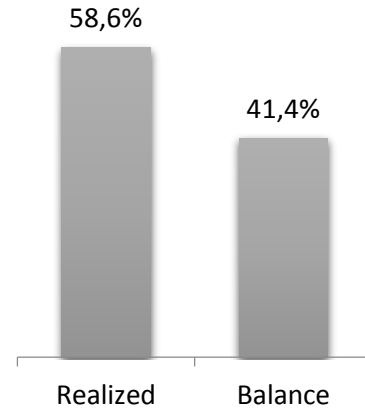


THE RESULTS OF PRODUCT SALES BY TYPE AND QUANTITY



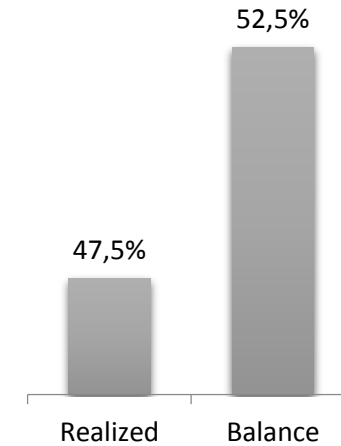
FISH PRODUCTS

Total imported – 29 kg
Realized – 17 kg



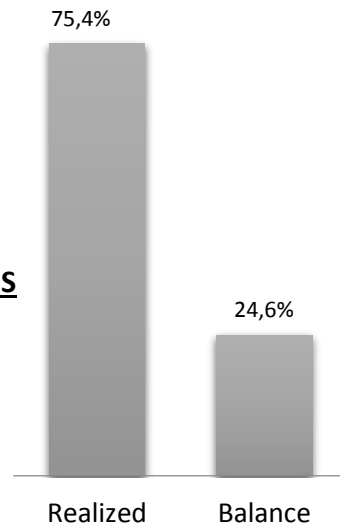
TEXTILE AND TOYS

Total imported – 301 p
Realized – 143 p



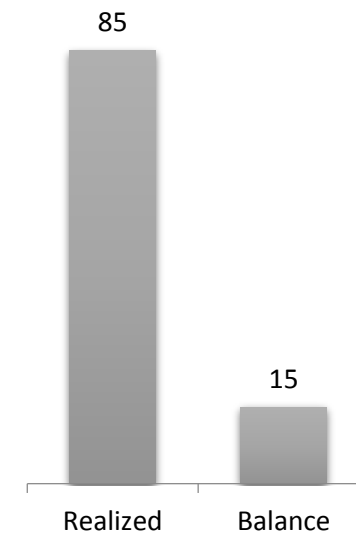
CANNED PRODUCTS, JUICES

Total imported - 1 310 l
Realized – 980 l

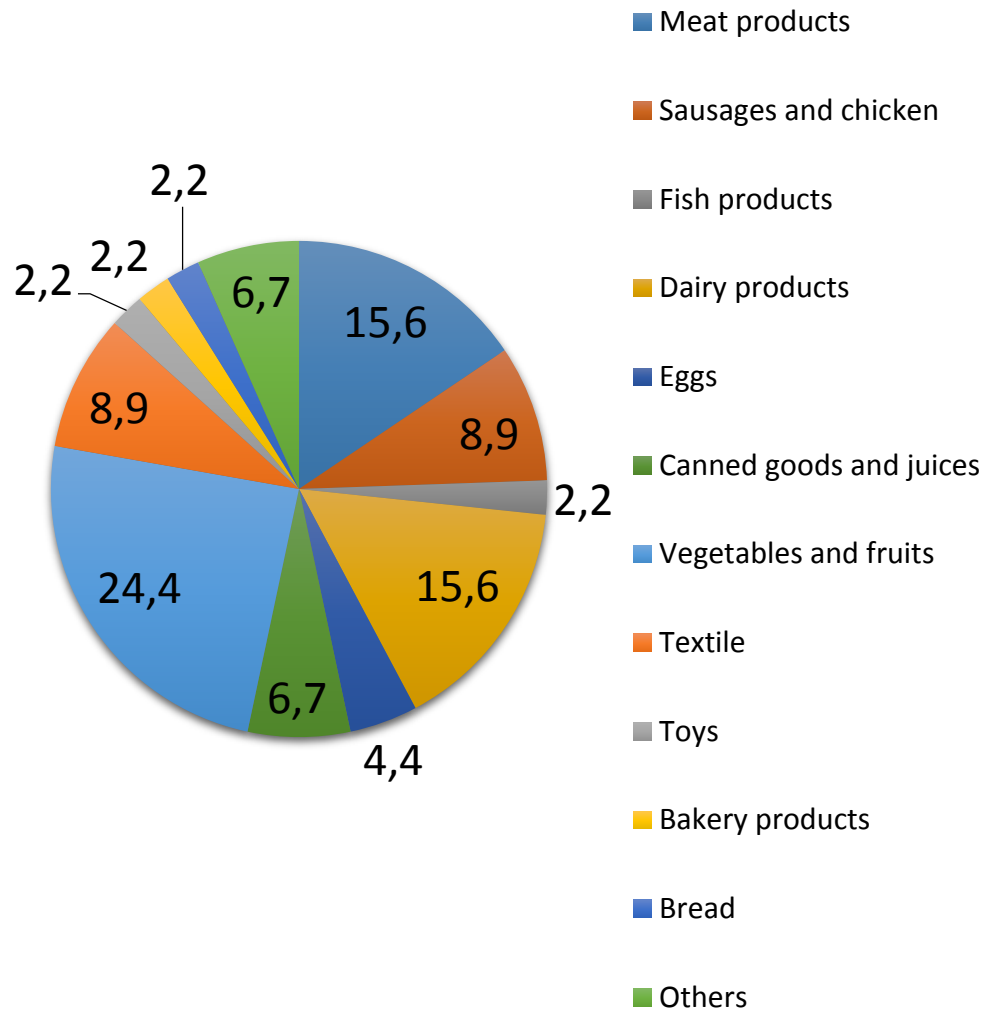


BAKERY PRODUCTS

Total imported – 800 p
Realized – 680 p

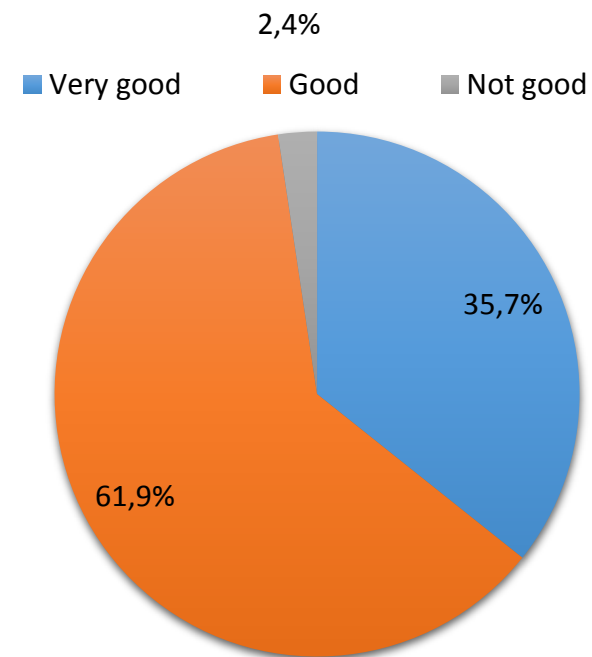


✓ WHAT KIND OF PRODUCTS YOU REALIZED AT THE EXHIBITION-FAIR?

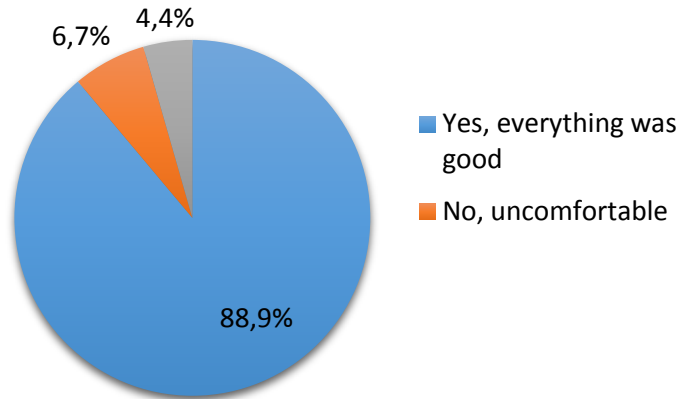


* Number of borrowers by directions

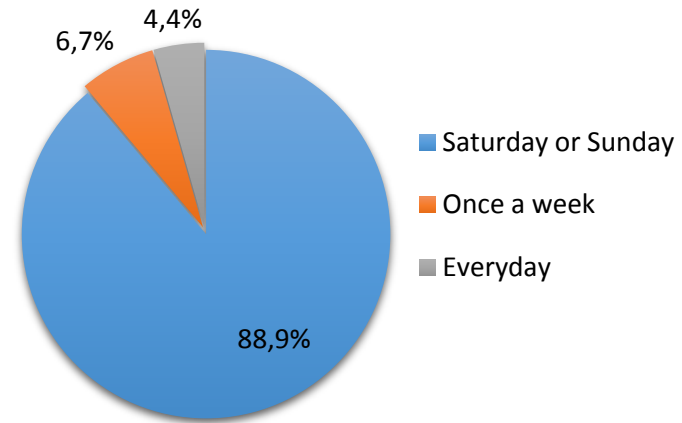
✓ IS IT BENEFICIAL FOR YOU THE PRICE WHICH YOU REALIZED YOUR PRODUCTION?



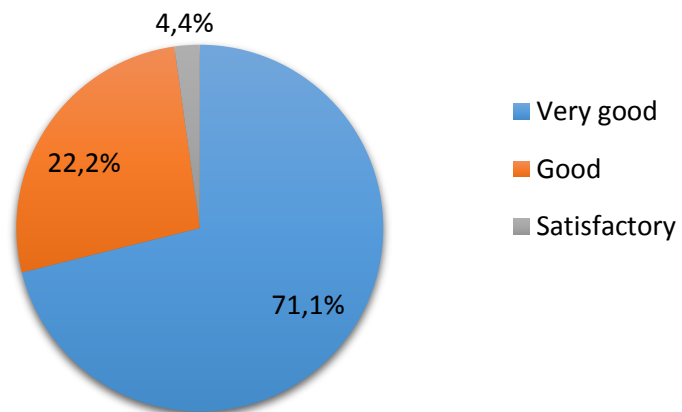
✓ IS THE PLACE OF EXHIBITIONS IS CONVENIENT FOR YOU?



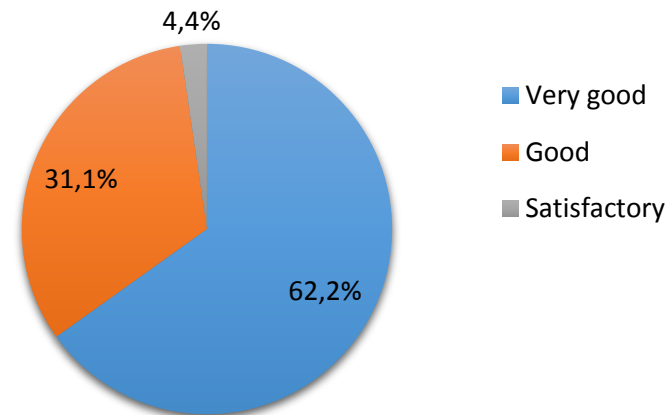
✓ ON WHAT DAY AND WITH WHAT PERIODICITY YOU COULD TAKE PART AT THE EXHIBITION?



✓ HOW DO YOU ASSESS SUPPORT ENTREPRENEURS FROM THE SIDE OF AKIMAT?



✓ HOW DO YOU ASSESS SUPPORT ENTREPRENEURS FROM THE SIDE OF RIC "ONTUSTIK" AND MFO "YRYS"?



COMPARATIVE PRICE TABLE



Name on the product	The price on the market, tenge	The price at the exhibition-fair, tenge	Difference, %
Beef meat	1 450	1 200	21
Meat of lamb	1 500	1300	15
Horse meat	1 600	1300	23
Poultry meat (duck)	1 500	1250	20
Milk	160	100	60
Kefir	160	120	33
Cottage cheese	700	700	100
Potatoes	120	70-90	50
Tomatoes	350	230	52
Cucumbers	350	200	75
Apples	300	250	20